

PLC Lighting

Features

Need to work with PLC master controller

- Designed by PLC control solution, simple wiring diagram.
- Working with master controller control to dim brightness, create scenes, timer, music rhythm, biological rhythm, sleeping mode...etc, support 2.4G remote control as well.
- 16 million colors for selection
- 304 stainless steel
- IP68 waterproof

Parameters

CRI: >80

IP Rate: IP68









Dimming Grayscale: 4096 Levels

Min Brightness: 0.1%

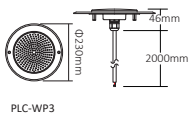
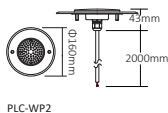
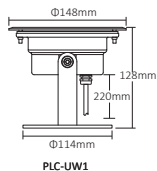
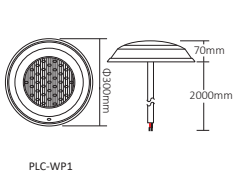
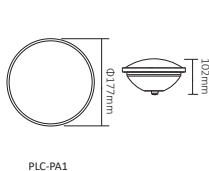
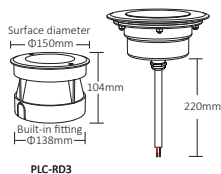
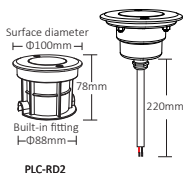
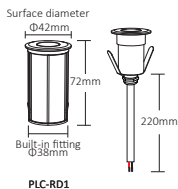
Dimming Range: 0-100%

Dimming Curve: Logarithmic

Working Temp.: -20~45°C

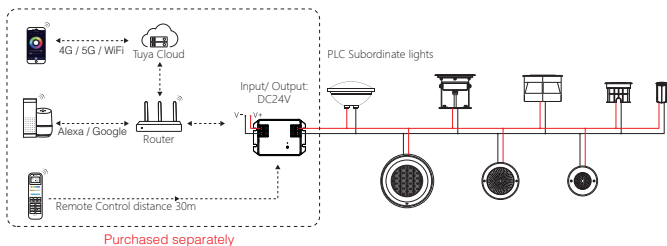
Product	Model No.	Power	Input	Luminous Flux	Beam Angle	Protocol	Color Temp.	
 RGBW LED Underground Light (PLC)	PLC-RD1	2W	DC24V	60LM	50°	PLC Master Control	2700K~RGB mixed cool white	
 RGB+CCT LED Underground Light (PLC)	PLC-RD2	5W		260LM	30°		2700K~6500K	
 RGB+CCT LED Underground Light (PLC)	PLC-RD3	9W		610LM	15°			
 RGB+CCT LED Underwater Light (PLC)	PLC-UW1	9W		610LM	15°			
 RGB+CCT PAR56 LED Pool Light (PLC)	PLC-PA1	30W		1900LM	160°			
 RGB+CCT Wall-mounted LED Pool Light (PLC)	PLC-WP1	30W		1900LM	160°			
 RGB Wall-mounted LED Pool Light (PLC)	PLC-WP2	9W		270LM	120°			RGB mixed white
 RGB Wall-mounted LED Pool Light (PLC)	PLC-WP3	18W		720LM	120°			RGB mixed white

Size



Application Diagram

 Need to work with PLC master controller



Attention

1. Making sure power is off when installing products , keep safety
2. Please check if the input voltage is consistent with the device
3. Non-professional users are not allowed to disassemble the device directly, otherwise the device may be damaged.
4. Do not use the device near large metal areas or areas with strong electromagnetic waves, otherwise the control distance will be seriously affected.



Made in China